



Environmental Enhancement Report

## **Johnson Sample Company**

Date Range:

1234 Main Street  
Cleveland, Ohio 44444

Prepared by Green Road Waste & Recycling

A photograph showing a pile of various recycling materials like plastic bottles, cans, and paper, with a small green plant growing out of the top.

# Savings

- Recycling has increased:
  - **28%** overall
  - **14%** over last date range
  
- Overall total waste streams have been reduced:
  - **18%** overall
  - **12%** over last date range
  
- Cost savings as a dollar amount:
  - Have been reduced **\$865.00** per year overall
  - Have been reduced **\$485.00** per year since last date range
  
- Costs savings as a percentage:
  - Have been reduced **26%** overall
  - Have been reduced **18%** since last date range



# Contents

- Current Waste and Recycling Streams
  - Service Types
  - Levels
- Quantification of all streams
  - Total waste stream
  - Current recycling levels
  - Create baseline for future enhancements
- Anticipate future levels of each stream
  - Waste
  - Recycling
  - C and D
- Costs by type and volume or weight
  - Monthly costs
  - Yearly costs
  - Unit costs
- Potential recycling of other streams as well as other environmental opportunities
- Provide potential for enhancing environmental awareness while examining areas of economic and organizational improvement.



# Statistics

## Yearly Waste Statistics

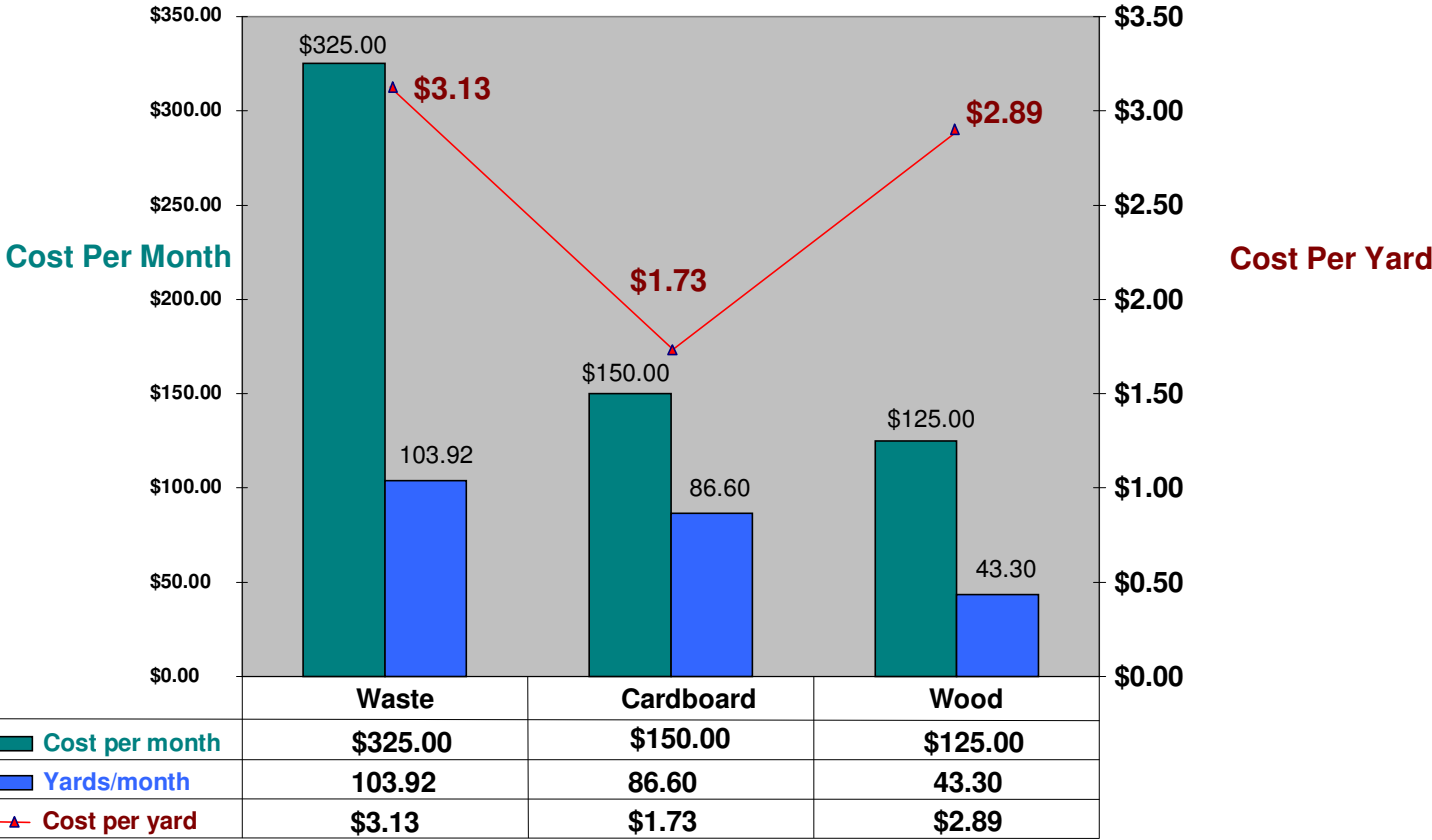
	<b>Tons</b>	<b>Yards</b>
Waste	50	1247
Cardboard	23	1039
Plastics	2	10
Paper	4	23
Wood	10	520
Total	89	2806

## Current Serve Levels – Yardage

	<b>Waste</b>	<b>Cardboard</b>	<b>Wood</b>	<b>Total</b>
Number of Containers	2	1	1	
Size (yds)	4	40	40	
Frequency	3	0.5	0.25	
Yards/week	24	20	10	
Yards/month	103.92	86.60	43.30	
Yards/year	1247.04	1039.20	519.60	
External Costs				
Yards/month	103.92	86.60	43.30	233.82
Cost per month	\$325.00	\$150.00	\$125.00	\$600.00
Cost per year	\$3,900.00	\$1,800.00	\$1,500.00	<b>\$7,200.00</b>
Cost per yard	\$3.13	\$1.73	\$2.89	

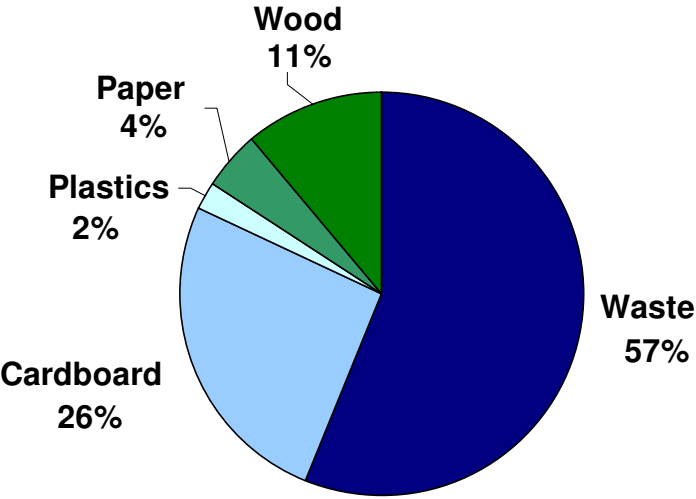
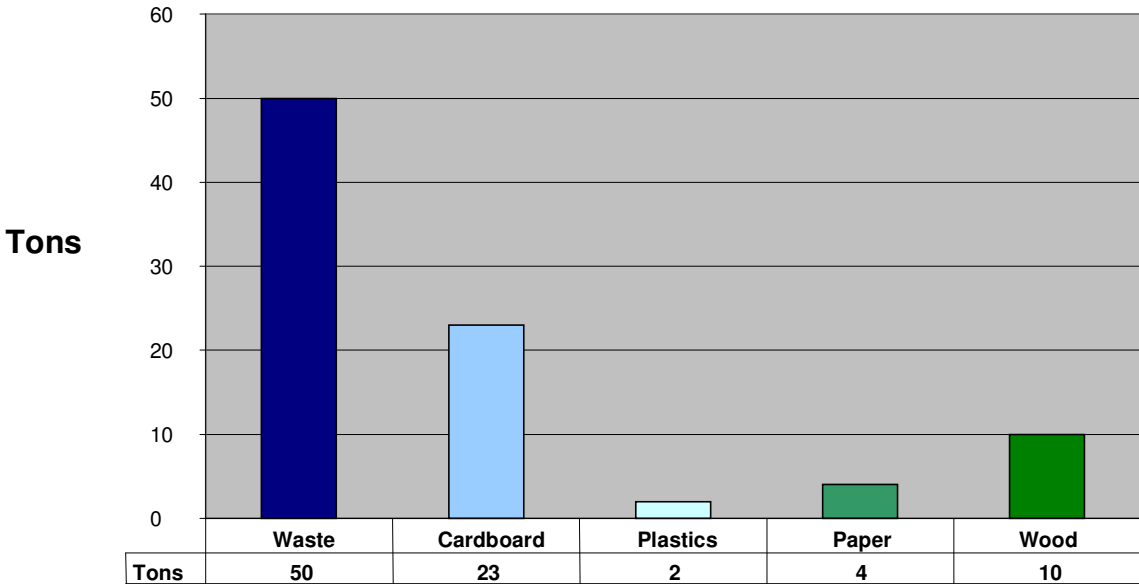


# Yardage Analysis





# Yearly Waste Statistics





# Future

- Anticipated future levels of each stream
  - Solid waste levels
  - Other streams
  - C and D
  - Special/Hazardous Waste
- Potential future streams and opportunities
- Potential Changes
  - Administrative
  - Environmental
  - Legislative
- Explore any other potential for recycling
- Explore possibilities for other streams
  - Solid waste
  - C and D projects
  - Special waste and hazardous waste
- Enhance environmental awareness and examine areas of economic, organizational, and logistical improvements



1544 Felton Road · South Euclid, Ohio 44121

Phone 216.355.2043 · Fax 216.932.0610 · [info@greenroadwaste.com](mailto:info@greenroadwaste.com)

[www.greenroadwaste.com](http://www.greenroadwaste.com)



You have better things to do than manage your waste stream. Let the experts at **Green Road Waste & Recycling** do it for you!